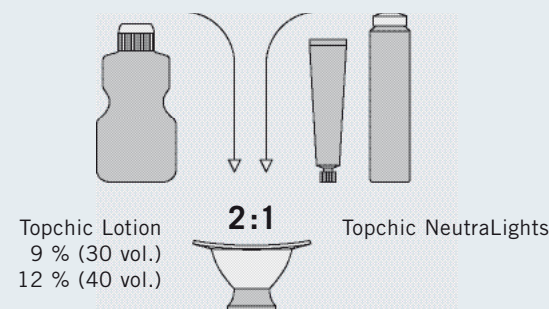


Highlift Color

Mixing Ratio:

Always mix 2 parts of lotion to 1 part of Topchic NeutraLights.



Topchic Lotion
9 % (30 vol.)
12 % (40 vol.)

Topchic NeutraLights

Example: 50 ml Topchic Lotion +
25 ml Topchic NeutraLights Shade

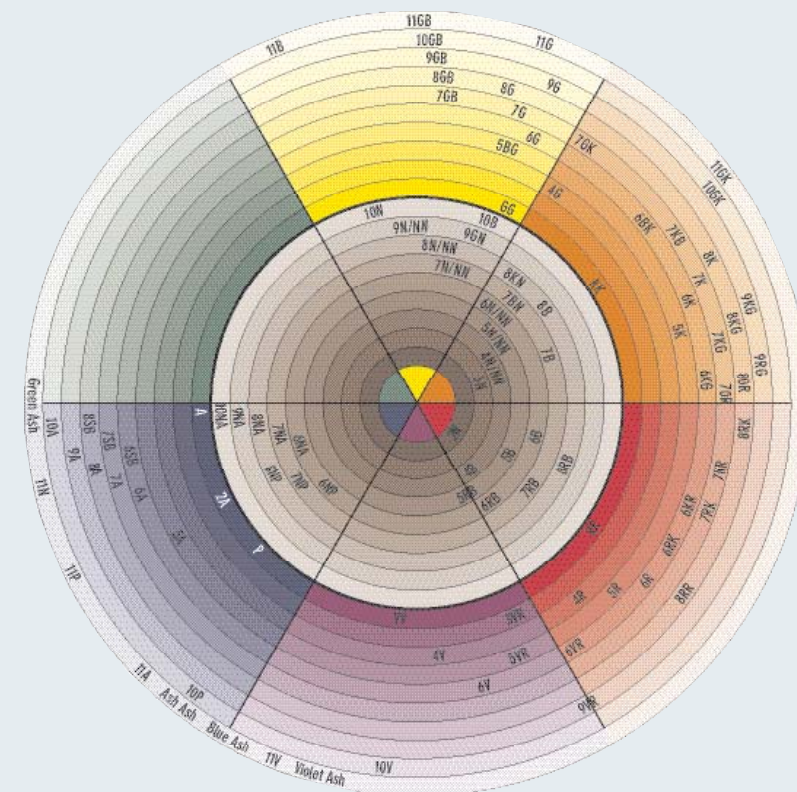
Areas of Application:

Level	Shades			
	Violet Ash	Blue Ash	Green Ash	Ash Ash
5 light brown	•			
4 mid brown	•	•		•
3 dark brown		•	•	•
2 black			•	•

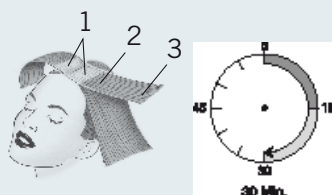
The structure, texture and porosity of the hair can affect the end result. If you are treating lighter base levels (6–8) we recommend using the Topchic Highlift 11-Series.

Choice of Topchic Lotion:

2 – 3 levels lighter – use Topchic Lotion 9% (30 vol.)
3 – 4 levels lighter – use Topchic Lotion 12% (40 vol.)



Processing Time:



First Time Color:
• 2, 3 = 10 – 15 Min.
• 1 = 15 – 20 Min.
Re-growth:
• 1 = 30 Min.

Finishing Treatment:



Useful Tips:

- Always apply the formula to dry hair.
- Prepare the hair with System Pre-Color Spray to even the porosity.
- To create highlights, try the Colormat with Colorliner tip.
- For re-touches, color-balance the mid-lengths and ends with Colorance Acid Color while applying Topchic NeutraLights to the re-growth.
- Topchic NeutraLights can be used on clients with up to 20% grey hair.
- Apply to fine hair of the hairlines last.
- Topchic NeutraLights should not be used on tinted hair.



Working principle

Topchic NeutraLights is a special single-step high lifting color for natural dark hair bases, which counteracts underlying warm pigments to produce neutral, natural-looking brown and blonde results.

Level	2	3	4	5	6	7	8	9	10
Underlying pigment	[Red to Yellow gradient bar]								
Corrective color	[Green to Purple gradient bar]								
Neutral color result	[Four hair color swatches showing neutralization]								

Neutralization of natural underlying warmth

GOLDWELL

CLOSER TO STYLISTS. CLOSER TO HAIR.